

Metal Cutting Bandsaw



Order No.: 850-0001

Features:

- * Heavy-duty cast base.
- * Full guarded blade.
- * Oil-bath gear box and life lubricated drive bearing.
- * Quick action vise.

Specifications:

- * Capacity 90: 4"x6" /100mmx150mm (rectangle), 4-1/2"/115mm (round)
- * Capacity 45: 2.36"x2.76" (rectangle), 2.76"(round)
- * Blade size: 1/2"x.025"x 64-1/2" (12.5mmx0.64mmx1638mm)
- * Blade speeds: 80, 120, 200 FPM
- * Bed width: 7-1/2"
- * Vise: 7-3/4"x6-1/4"
- * Overall length: 37"
- * Motor: 1/2HP
- * Height: 38" (horizontal); 54" (vertical)

Metal Cutting Bandsaw 115mm



Features:

- * Light-weight design, suitable for field and construction site application.
- * The bow can stand at 90 degree for vertical cutting.

Specifications:

- Max. Circular Capacity at 90 degree: 115mm 4.5")
- Max. Rectangular Capacity at 90 degree: 100x150mm (4"x6")
- Max. Circular capacity at at 45 degree: 100mm(4")
- Max. Rectangular capacity at 45 degree: 100*100mm(4"x4")
- Blade speed at 60HZ: 24,37,67MPM
- Blade speed at 50HZ: 80,120,220 FPM
- Blade size 12.7x0.64x1638mm (0.5"*0.025"x64.5")
- Motor: 375W (0.5HP),50/60HZ
- Drive: V-Belt
- Packing size 1020*320*390mm(40"*12.5"x15.25")
- N.W./G.W.: 61/64 kg (134/141 lb)

Order No.: 850-0002

Metal Cutting Bandsaw 100mm



Features:

- * Easy to carry to any work sites.
- * Angular cutting from 0 to 45 degrees.
- * Ideal for accurate metal cutting
- * High safety standard

Specifications:

- Max. Circular Capacity at 90 degree: 100mm(4")
- Max. Rectangular Capacity at 90 degree: 100x150mm (4"x6")
- Max. Circular capacity at at 45 degree: 60mm(2.4")
- Max. Rectangular capacity at 45 degree: 60x100mm(2.4"x4")
- Blade speed at 60HZ: 54MPM
- Blade speed at 50HZ: 45MPM
- Blade size 13x0.65x1470mm (0.5"x0.025"x58")
- Motor: 375W (0.5HP)
- Drive: Gear
- Packing size 55x37x40cm(22"x15"x16")
- N.W./G.W.: 23/26 kg (51/57 lb)

Order No.: 850-0005

Metal Cutting Bandsaw 128mm



Features:

- * Light-weight design, suitable for field and construction site application.
- * The bow can stand at 90 degree for vertical cutting.

Specifications:

Max. Circular Capacity at 90 degree: 128mm
Max. Rectangular Capacity at 90 degree: 128x150mm
Max. Circular capacity at at 45 degree: 95mm
Max. Rectangular capacity at 45 degree: 75x95mm
Max. Circular capacity at 60 degree: 44mm
Max. Rectangular capacity at 60 degree: 44x56mm
Blade speed at 60HZ: 24,47,61MPM
Blade speed at 50HZ: 20,29,50 MPM
Blade size 12.7x0.64x1638mm
Motor: 375W (0.5HP),50/60HZ
Drive: V-Belt
Packing size 980x750x640(38.6"x30"x25")
N.W./G.W.: 110/140 kg (242/308 lbs)

Order No.: 850-0003

Metal Cutting Bandsaw 5"



Features:

- * Light-weight design, suitable for field and construction site application.
- * The bow can stand at 90 degree for vertical cutting.
- * With hydraulic down feed

Specifications:

Max. Circular Capacity at 90 degree: 5"
Max. Rectangular Capacity at 90 degree: 5"x6"
Max. Circular capacity at at 45 degree: 3.75"
Max. Rectangular capacity at 45 degree: 2.94"x3.75"
Max. Circular capacity at 60 degree: 1.75"
Max. Rectangular capacity at 60 degree: 1.75"x2.19"
Blade speed at 60HZ: 80,120,200FPM
Blade speed at 50HZ: 65,95,165 FPM
Blade size 0.5"x0.025"x64.5"
Motor: 1/2HP,50/60HZ
Drive: V-Belt
Packing size 980x750x640(38.6"x30"x25")
N.W./G.W.: 110/140 kg (242/308 lbs)

Order No.: 850-0004



Metal Cutting Bandsaw 7"

Specifications:

Max. Circular Capacity at 90 degree: 178mm (7")
 Max. Rectangular Capacity at 90 degree: 178x305mm (7"x12")
 Max. Circular capacity at at 45 degree: 127mm (5")
 Max. Rectangular capacity at 45 degree: 120x125mm (4.75"x4.88")
 Blade speed at 60HZ: 27,41,59,78 MPM
 Blade speed at 50HZ: 22,34,49,64 MPM
 Blade size: 19.05X0.8X2362mm (0.75"x0.03"x93")
 Motor: 750W (1HP), 50/60HZ
 Drive: V-Belt
 Packing size 140x56x115cm
 N.W./G.W.: 180/227kg

Order No.: 850-0006



Metal Cutting Bandsaw 7"x12"

Features:

- * With higher and easy moving stand.
- * The bow can be moved between 90 degree and 45 degree.

Specifications:

Max. Circular Capacity at 90 degree: 178mm (7")
 Max. Rectangular Capacity at 90 degree: 178x305mm (7"x12")
 Max. Circular capacity at at 45 degree: 127mm (5")
 Max. Rectangular capacity at 45 degree: 120x115mm (4.75"x4.5")
 Blade speed at 60HZ: 34,70,104 MPM
 Blade speed at 50HZ: 29,59,87 MPM
 Blade size: 19.05X0.8X2362mm (0.75"x0.03"x93")
 Motor: 750W (1HP), 50/60HZ
 Drive: Gearbox
 Packing size 140x56x115cm
 N.W./G.W.: 210/250kg

Order No.: 850-0007



Metal Cutting Bandsaw 7"x10"

Features:

- * With higher and easy moving stand.
- * The bow can be moved between 90 degree and 45 degree.

Specifications:

Max. Circular Capacity at 90 degree: 180mm (7")
 Max. Rectangular Capacity at 90 degree: 178x305mm (7"x10")
 Max. Circular capacity at at 45 degree: 105mm (4")
 Max. Rectangular capacity at 45 degree: 120x115mm (4.75"x4.5")
 Blade speed at 60HZ: 39,66,82 MPM
 Blade speed at 50HZ: 34,55,66 MPM
 Blade size: 19.05X0.8X2362mm (0.75"x0.03"x93")
 Motor: 750W (1HP), 50/60HZ
 Drive: Gearbox
 Packing size 130x57x112cm
 N.W./G.W.: 180/210kg

Order No.: 850-0008



Gear Driven Metal Cutting Bandsaw 7"

Features:

- * The bow can be moved between 90 degree and 45 degree.
- * Gear Driven.

Specifications:

Max. Circular Capacity at 90 degree: 178mm (7")
Max. Rectangular Capacity at 90 degree: 178x210mm (7"x8.25")
Max. Circular capacity at at 45 degree: 127mm (5")
Max. Rectangular capacity at 45 degree: 85x140mm (3.33"x5.5")
Blade speed at 60HZ: 34,70,104 MPM
Blade speed at 50HZ: 29,59,87MPM
Blade size: 19.05X0.8X2362mm (0.75"x0.03"x93")
Motor: 750W (1HP), 50/60HZ
Drive: Gear Drive
Packing size 132x77x115cm
N.W./G.W.: 210/260kg

Order No.: 850-0009



Belt Driven Metal Cutting Bandsaw 7"

Features:

- * The bow can be moved between 90 degree and 45 degree.
- * Belt Driven.

Specifications:

Max. Circular Capacity at 90 degree: 178mm (7")
Max. Rectangular Capacity at 90 degree: 178x210mm (7"x8.25")
Max. Circular capacity at at 45 degree: 127mm (5")
Max. Rectangular capacity at 45 degree: 85x140mm (3.33"x5.5")
Blade speed at 60HZ: 27,41,59,78 MPM
Blade speed at 50HZ: 22,34,49,64 MPM
Blade size: 19.05X0.8X2362mm (0.75"x0.03"x93")
Motor: 750W (1HP), 50/60HZ
Drive: Belt Drive
Packing size 132x77x115cm
N.W./G.W.: 190/240kg

Order No.: 850-0011



Metal Cutting Bandsaw 7"

- * The bow can be moved between +/-45 degree.

Specifications:

Max. Circular Capacity at 90 degree: 178mm (7")
Max. Rectangular Capacity at 90 degree: 178x210mm (7"x8.25")
Max. Circular capacity at at 45 degree: 127mm (5")
Max. Rectangular capacity at 45 degree: 85x140mm (3.33"x5.5")
Blade speed at 60HZ: 34,70,104 MPM
Blade speed at 50HZ: 29,59,87 MPM
Blade size: 19.05X0.8X2362mm (0.75"x0.03"x93")
Motor: 750W (1HP), 50/60HZ
Drive: Gearbox
Packing size 132x77x115cm
N.W./G.W.: 210/260kg

Order No.: 850-0010

Belt Driven Metal Cutting Bandsaw 9"

Specifications:

Max. Circular Capacity at 90 degree: 229mm (9")
 Max. Rectangular Capacity at 90 degree: 178x305mm (7"x12")
 Max. Circular capacity at at 45 degree: 150mm (6")
 Max. Rectangular capacity at 45 degree: 127x150mm (5"x6")
 Blade speed at 60HZ: 32,60,88,115 MPM or 105,196,188,377 FPM
 Blade speed at 50HZ: 26,50,73,95 MPM or 85,164,240,312 FPM
 Blade size: 19.05X0.8X2362mm (0.75"x0.03"x93")
 Motor: 750W (1HP), 50/60HZ
 Drive: V Belt Drive
 Packing size 160x60x115cm
 N.W./G.W.: 220/248kg

Order No.850-0012



Gear Driven Metal Cutting Bandsaw 9"

Specifications:

* Max. Circular Capacity at 90 degree: 229mm (9")
 * Max. Rectangular Capacity at 90 degree: 178x305mm (7"x12")
 * Max. Circular capacity at at 45 degree: 150mm (6")
 * Max. Rectangular capacity at 45 degree: 127x150mm (5"x6")
 * Blade speed at 60HZ: 38,78,115 MPM or 125,255,380 FPM
 * Blade speed at 50HZ: 31,65,95 MPM or 104,212,316FPM
 * Blade size: 27X0.9X2655mm (1.06"x0.036"x104.5")
 * Motor: 750W (1HP), 50/60HZ
 * Drive: Gear Driven
 * Packing size 160x60x115cm
 * N.W./G.W.: 210/260kg

Order No. 850-0013



Metal Cutting Bandsaw 9"



Features:

- * Rigid cast iron design with steel base serving as utility shelf.
- * Two speeds for optimum cutting of metal.
- * Coolant pump ensures longer service life of saw blade.
- * scale on the vise allows easy adjustment for angle cuts.
- * Quick adjusting vise for angular cuts.
- * Swivel saw frame.

Specifications:

Max. Circular Capacity at 90 degree: 226mm (9")
 Max. Rectangular Capacity at 90 degree: 260x110mm (10"x4.3")
 Max. Circular capacity at at 45 degree: 150mm (6")
 Max. Rectangular capacity at 45 degree: 200x125mm (7.9"x5")
 Blade speed at 60HZ: 4P 72MPM or 236 FPM
 Blade speed at 50HZ: 8P 36MPM or 118FPM
 Blade size: 27X0.9X2455mm (1"x0.03"x96.7")
 Motor: 1100W (1.5HP), 50/60HZ
 Drive: Gearbox
 Packing size 146x72x110cm
 N.W./G.W.: 260/300kg

Order No.850-0020

Metal Cutting Bandsaw 9"



* The bow can be swiveled between 90 and 45 degrees.

Specifications:

Max. Circular Capacity at 90 degree: 229mm (9")
Max. Rectangular Capacity at 90 degree: 178x305mm (7"x12")
Max. Circular capacity at at 45 degree: 150mm (6")
Max. Rectangular capacity at 45 degree: 127x150mm (5"x6")
Blade speed at 60HZ: 38,78,115 MPM or 125,255,380 FPM
Blade speed at 50HZ: 31,65,95 MPM or 104,212,316FPM
Blade size: 27X0.9X2655mm (1.06"x0.036"x104.5")
Motor: 750W (1HP), 50/60HZ
Drive: Gear Driven
Packing size 160x60x115cm
N.W./G.W.: 210/260kg

Order No.850-0014

Metal Cutting Bandsaw 9"



* The bow can be swiveled between +/- 45 degrees.

Specifications:

Max. Circular Capacity at 90 degree: 229mm (9")
Max. Rectangular Capacity at 90 degree: 178x305mm (7"x12")
Max. Circular capacity at at 45 degree: 150mm (6")
Max. Rectangular capacity at 45 degree: 127x150mm (5"x6")
Blade speed at 60HZ: 38,78,115 MPM or 125,255,380 FPM
Blade speed at 50HZ: 31,65,95 MPM or 104,212,316FPM
Blade size: 27X0.9X2655mm (1.06"x0.036"x104.5")
Motor: 750W (1HP), 50/60HZ
Drive: Gear Driven
Packing size 160x60x115cm
N.W./G.W.: 210/260kg

Order No.850-0015

Hydraulic Metal Cutting Bandsaw 9"

Features:

- *Vertical force controlled through hydraulic cylinder.
- * Rebut structure for maximum capacity cutting.

Specifications:

Max. Circular Capacity at 90 degree: 229mm (9")
Max. Rectangular Capacity at 90 degree: 127x406mm (5"x16")
Max. Circular capacity at at 45 degree: 150mm (6")
Max. Rectangular capacity at 45 degree: 150x190mm (6"x7.5")
Blade speed at 60HZ: 35,60,88,115 MPM or 114,196,288,377 FPM
Blade speed at 50HZ: 26,50,73,95 MPM or 95,164,240,312FPM
Blade size: 27X0.9X3090mm (1.06"x0.036"x122")
Motor: 1.1kW (1.5HP), 50/60HZ
Drive: V belt
Packing size 176x83x115cm
N.W./G.W.: 260/340kg

Order No.850-0016



Hydraulic Metal Cutting Bandsaw 10"

Features:

- *Vertical force controlled through hydraulic cylinder.
- * Rebut structure for maximum capacity cutting.

Specifications:

Max. Circular Capacity at 90 degree: 254mm (10")
 Max. Rectangular Capacity at 90 degree: 127x457mm (5"x18")
 Max. Circular capacity at at 45 degree: 150mm (6")
 Max. Rectangular capacity at 45 degree: 150x190mm (6"x7.5")
 Blade speed at 60HZ: 35,60,88,115 MPM or 114,196,288,377 FPM
 Blade speed at 50HZ: 26,50,73,95 MPM or 95,164,240,312FPM
 Blade size: 27X0.9X3276mm (1.06"x0.036"x129")
 Motor: 1.47kW (2HP), 50/60HZ
 Drive: V belt
 Packing size 183x83x115cm
 N.W./G.W.: 310/397kg

Order No.850-0018



Variable Blade Speed Hydraulic Metal Cutting Bandsaw 9"

Features:

- *Vertical force controlled through hydraulic cylinder.
- * Rebut structure for maximum capacity cutting.
- * Variable blade speed.

Specifications:

Max. Circular Capacity at 90 degree: 229mm (9")
 Max. Rectangular Capacity at 90 degree: 127x406mm (5"x16")
 Max. Circular capacity at at 45 degree: 150mm (6")
 Max. Rectangular capacity at 45 degree: 150x190mm (6"x7.5")
 Blade speed at 60HZ: 22 to 122MPM or 95 to 402FPM
 Blade speed at 50HZ: 18 to 102MPM or 78 to 335FPM
 Blade size: 27X0.9X3090mm (1.06"x0.036"x122")
 Motor: 1.1kW (1.5HP), 50/60HZ
 Drive: V belt
 Packing size 176x83x115cm
 N.W./G.W.: 300/348kg

Order No.850-0017



Gear Driven Metal Cutting Bandsaw 9"

Features:

- *Vertical force controlled through hydraulic cylinder.
- * Rebut structure for maximum capacity cutting.
- * The bow can be swiveled between 90 and 45 degrees.

Specifications:

Max. Circular Capacity at 90 degree: 226mm (9")
 Max. Rectangular Capacity at 90 degree: 260x110mm (10"x4.3")
 Max. Circular capacity at at 45 degree: 150mm (6")
 Max. Rectangular capacity at 45 degree: 200x125mm (7.9"x5")
 Blade speed at 60HZ: 4P 72MPM or 236 FPM
 Blade speed at 50HZ: 8P 36MPM or 118FPM
 Blade size: 27X0.9X2455mm (1"x0.03"x96.7")
 Motor: 1100W (1.5HP), 50/60HZ
 Drive: Gearbox
 Packing size 146x72x110cm
 N.W./G.W.: 260/300kg

Order No.850-0019



Metal Cutting Bandsaw 170mm

Features:

- * Rigid cast iron design with steel base serving as utility shelf.
- * Two speeds for optimum cutting of metal.
- * Coolant pump ensures longer service life of saw blade.
- * scale on the vise allows easy adjustment for angle cuts.
- * Quick adjusting vise for angular cuts.

Specifications:

Max. Circular Capacity at 90 degree: 170mm (6.7")
 Max. Rectangular Capacity at 90 degree: 170x210mm (6.7"x8.3")
 Max. Circular capacity at at 45 degree: 120mm (4.7")
 Max. Rectangular capacity at 45 degree: 110x110mm (4.3"x4.3")
 Blade speed at 60HZ: 4P 80MPM or 262 FPM
 Blade speed at 50HZ: 8P 40MPM or 131FPM
 Blade size: 20X0.9X2085mm (0.79"x0.03"x82")
 Motor: 750W (1HP), 50/60HZ
 Drive: Gearbox
 Packing size 126x72x100cm
 N.W./G.W.: 200/240kg



Order No.850-0021

Pan and Box Brake



Order No.	840-0446	840-0447	840-0448	840-0449
Width: 2040mm	2040mm	2040mm	2540mm	2540mm
Thickness:	2mm	2.5mm	2mm	2.5mm
Angle:	0-135 degree			
Packing Size:	250x77x110cm	300x77x110cm	350x77x110cm	350x77x110cm
N.W/W.G:	750/860kg	870/1030kg	890/1060kg	1170/1370kg

Hand Brake



Order No.	840-0461	840-0462
Width:	305mm	610mm
Thickness: 1mm	1mm	1mm
Angle:	0-135 degree	
Shipping Size:	50x30x37cm	81x30x35cm
N.W/W.G:		28/31kg

Hand Brake



Technical Data:

Width: 1220mm
 Thickness: 1.2mm
 Angle: 0-135degree
 Packing Dim: 158x39x58cm
 N.W/W.G : 90/104kg

Order No.850-0463

Hand Brake

Technical Data:

Width: 1000mm
 Thickness: 2mm
 Angle: 0-135degree
 Packing Dim: 153x64x74cm
 N.W/W.G : 420/490kg



Order No.850-0464

Hand Brake



Order No.	840-0465	840-0466
Width: 1040mm	1040mm	1060mm
Thickness: 1.2mm	1.2mm	1.2mm
Angle:	0-140degree	
Packing Dim:	142x743x121cm	161x89x111cm
N.W/W.G:	80/121kg	110/155kg

Brake and Shear Machine



Features:

- * Work with aluminum, cooper and steel .
- *Bending capacity:19 gauge X 40",40" wide
- * Cutting capacity:20 gauge X40",40" wide
- * Stand height:35"
- * Includes all steel foldable frame for easy transport and storage

Technical Data:

Working Length: 1016mm
 Max bending thickness: 1mm
 Max shearing thickness: 1mm
 Max bending angle: 45-180degree
 N.W/W.G: 62/65kg

Order No.850-0471

Brake and Shear Machine



Features:

- * Work with aluminum, cooper and steel .
- * Bending capacity:19 gauge X 48",48" wide
- * Cutting capacity:20 gauge X48",48" wide
- * Stand height:35"
- * Includes all steel foldable frame for easy transport and storage

Technical Data:

Working Length: 1220mm
 Max bending thickness: 0.8mm
 Max shearing thickness: 0.8mm
 Max bending angle: 45-180degree
 N.W/W.G: 80/86kg

Order No.850-0472

Hand Brake



Technical Data:

Length: 460mm
 Thickness: 1.2mm
 Angle: 0-90degree
 Packing Dim:
 50×12×6.5cm
 N.W/W.G : 4.5/5kg

Order No.850-0473

Hand Brake



Technical Data:

Length: 610mm
 Thickness: 1.2mm
 Angle: 0-135degree
 Packing Dim: 81×21×37cm
 N.W/W.G : 24/26kg

Order No.850-0474

Hand Brake



Technical Data:

Length: 760mm
 Thickness: 1.2mm
 Angle: 0-90degree
 Packing Dim: 90×17×12cm
 N.W/W.G : 14/15kg

Order No.850-0475

Hand Brake



Technical Data:

Length: 1000mm
 Thickness: 1.2mm
 Angle: 0-135degree
 Packing Dim: 124×25.5×17.5cm
 N.W/W.G : 33/35kg

Order No.850-0476

Pan and Box Brake



Many different sizes of bending segment for various work pieces

Order No.	840-0428	840-0429
Width	1220mm	1260mm
Thickness	1.5mm	1.5mm
Angle	0-135degree	0-135degree
Packing Size	161x48x68cm	167x48x68cm
N.W/G.W.	165/197kg	143/161kg

HAND BRAKE



Width: 1500mm
 Thickness: 1.2mm
 Angle: 0-140degree
 Packing Dim: 200×75×120cm
 N.W/W.G : 285/355kg

Order No. 840-0468

FOLDING MACHINE



Working Length: 2020mm
 Sheet thickness: 1mm
 Max clamping bar left: 42mm
 Folding angle: 0-135degree
 Length: 2320mm
 Width: 630mm
 Height: 1100mm
 Weight: 335kgs

Order No. 840-0451

Shear, Brake and Slip Roll Machine



Features:

- *With segment bending blade for the bending of box section
- *Various widths segment, shiftable setup

Width: 2540mm
 Thickness: 2.5mm
 Angle: 0-135degree
 Pcking dimension: 310x77x110cm
 N.W/G.W.: 1230/1430kg

Order No. 840-0437

Hand Notcher



Technical Data:


Capacity : 4ton
 Thickness: 1.6mm
 Punches: 152x152mm
 90°Angle: 152x152mm
 Ram Stroke: 20mm
 N.W./G.W.: 75/85kg
 Packing Dim : 61x57x56cm

Order No. 840-0078

FOOT SHEAR

Features:

- * Use for mild steel,aluminum,copper,brass, zinc,plastic and leads;
- * High carbon, high chrome steel blade
- * Foot control.



HAND SHEAR

Features:

- * Use for mild steel,aluminum, copper,brass,zinc, plastic and leads;
- * Finger guards.
- * High carbon, high chrome steel blade



Order No.	Capacity		Back Gauge Range	Shipping Size	N.W./G.W.	Qty of 20FT Conntiner Load
	Width	Thickness				
840-0411	1000mm	1mm	0-250mm	140x76x115cm	410/470kg	24pcs
840-0412	1320mm	1.5mm	0-940mm	168x76x115cm	480/560kg	18pcs
840-0414	1500mm	1.5mm	0-300 mm	208x76x115cm	410/480kg	14pcs
840-0415	2000mm	1.25mm	0-300mm	258x76x115 cm	480/560kg	12pcs

SHEAR, BRAKE and SLIP ROLL MACHINE

Features:

- * Combination of shear,brake and roll.For shearing,it can achieve single stroke and continuous stroke processing function.
- * For bending,there are three functions:Jogging,single stroke and contionuous stroke.
- * For rolling,there are two functions:jogging and continuous stroke.
- * This machine is the ideal equipment for sheet-metal working.



Order No.	840-0411	840-0412
Max.shearing thickness:	3mm(12ga)	3mm(12ga)
Max.shearing width:	1320mm(52")	2040mm(80")
Shearing angle:	2degree	2.5degree
Number of stroke:	30/min	30/min
Back-gauge range:	450mm	450mm
Height of worktable:	760mm	760mm
Max.bending thickness:	2mm(14ga)	2mm(14ga)
Max.bending width:	1320mm	2040mm
Max.rolling thickness:	3mm(12ga)	3mm(12ga)
Max.rolling width:	1500mm	2100mm
Min.rolling dia.:	90mm	120mm
Motor power:	3kW	4kW
N.W./G.W.:	2700/2970kg	3500/3800kg
Packing dimension:	254x145x197cm	326x145x197cm

3-IN-1 SHEAR,PRESS BRAKE AND SLIP ROLL

Features:

- * Removable male dies with female dies;
- * Back gage sandard equipment;
- * With 2-position handle;
- * Shears cuts mild steel or equivalent;
- * Press Brake-bends boxes,channels, angles and other complex jobs;
- * Sectional fingers allow box and pan works;
- * Slip Roll-roll provided with forming grooves.



840-0401
840-0402
840-0403



840-0404
840-0405
840-0406

Order NO.	840-0401	840-0402	840-0404	840-0404	840-0405	840-0406
Bed width(mm)	305 (12")	610 (24")	760 (30")	1016 (40")	1067 (42")	1320 (52")
Shearing Thickness(mm)	1	1	1	1	1	1
Bending Thickness(mm)	1	1	1	1	1	1
Bending Angle(degree)	90	90	90	90	90	90
Rolling Thickness(mm)	1	1	1	1	1	1
Min.Rolling Dia.(mm)	39	39	39	43	43	43
Packing Dimension(cm)	58x39x46	82x45x65	97x45x68	135x45x68	142x56x75	168x56x75
N.W./G.W.(kg)	45/52	100/120	120/140	200/230	260/280	320/350
Loading QTY of 20FT Contanier	180	105	90	60	48	39



Order NO.	840-0407	840-0408
Bed width(mm)	305 (12")	610 (24")
Shearing Thickness(mm)	1	1
Bending Thickness(mm)	1	1
Bending Angle(degree)	90	90
Rolling Thickness(mm)	1	1
Min.Rolling Dia.(mm)	39	39
Packing Dimension(cm)	58x39x46	82x45x65
N.W./G.W.(kg)	45/52	100/120
Loading QTY of 20FT Contanier	180	105

Hydraulic Press 10T



Features:

- * Pressing and clamping.
- * Rigid frame, shat and beam.
- * Reliable hydraulic system.

Specifications:

Capacity: 10 tons.
 Height: 713mm.
 Width: 596mm.
 Working Area: 146mm to 922mm.
 Shaft Trave: 153mm.

Order No.850-0110

Hydraulic Press 12T



Specifications:

Capacity: 12 tons.
 Height: 1283mm.
 Width: 514.4mm.
 Working Area: 66.7mm to 990mm.
 Weight: 54kg

Order No.850-0111

Hydraulic Press



Order No.	840-0112	840-0113
Capacity:	10 Tons	20 Tons
Height:	1276mm.	1555mm.
Width:	216.9mm.	658mm.
Working Area:	146mm to 922mm.	23 to 856mm
Shaft Travel:	203.2mm	203.2mm
Weight:	65kg	128kg



Hydraulic Press

20T and 30T

Features:

- * Pressing and clamping.
- * Rigid frame, shat and beam.
- * Reliable hydraulic system.

Order No.	840-0114	840-0115
Capacity	20 tons	30 tons
Height	1562mm	1710mm
Width	670mm	760mm
Working Area	146mm to 922mm.	6.4mm to 615mm.
Shaft Travel	203.2mm	203.2mm
Weight	126kg	232kg



Hydraulic Press



Features:

- * With the function of braking
- * With adjustable work table
- * Extremely torsion-proof steel weldment
- * Reliable ,highly accurate hydraulic system
- * Hydraulic press include replaceable top tools V-block and support table with stops
- * Table can be lifted through a chain driven by the main cylinder

Order No.	840-0119	840-0120	840-0121
Capacity	20ton	30ton	50ton
Power	1.5KW	3KW	2.2KW
Piston stroke	300mm	220mm	220mm
Weight	270kg	470kg	1060kg
Shipping Size	120x55x168cm	100x45x155cm	140x55x175mm

Hydraulic Press




Features:

- * With the function of braking
- * With adjustable work table
- * Extremely torsion-proof steel weldment
- * Reliable ,highly accurate hydraulic system
- * Hydraulic press include replaceable top tools V-block and support table with stops
- * Table can be lifted through a chain driven by the main cylinder

Order No.	840-0122	840-0123	840-0124
Capacity	100ton	150ton	200ton
Power	2.2KW	3KW	4KW
Piston stroke	250mm	300mm	300mm
Weight	1300kg	1600kg	2100kg
Shipping Size	184x79x225cm	195x105x196cm	200x90x235mm

Hydraulic Press



Features:

- * Hydraulic press include replaceable top tools v-block,and support table with stops.Table can be lifted through a chain driven by the main cylinder.
- * Micro-switch for traverse adjustment.
- * Operating modus:semi-automatic,fully.

Technical Data:

Capacity: 100ton
 Power:2.2kW
 Piston stroke: 250mm
 Weight: 1200kg
 PackingDimension:140x70x175cm

Order No. 840-0118

Hydraulic Press



Features:


- * Hydraulic press include replaceable top tools v-block, and support table with stops. Table can be lifted through a chain driven by the main cylinder.
- * Micro-switch for traverse adjustment.
- * Operating modus: semi-automatic, fully.

Technical Data:

Capacity: 50ton
 Power: 2.2kW
 Piston stroke: 220mm
 Weight: 780kg
 Packing Dimension: 126x60x175cm

Order No. 840-0117

Hand Shear



840-0051
 840-0052
 840-0053
 840-0054
 840-0055

Features:

- * Lever arm with compensating spring.
- * Easy cutting across the entire length.
- * Rigid cutter body.



840-00526

Specifications:

Blade Length: 200mm
 Steel sheet thickness: 6mm
 Flat Steel size: 70mmx6mm
 Round steel diameter: 13mm
 Weight: 19/17kg
 Shipping Size: 50x16x45mm

Order No.		840-0051	840-0052	840-0053	840-0054	840-0055
Capacity (mm)	Width	5"	6"	8"	10"	12"
	Thickness	6	6	6	6	6
	Flat steel	70x6	70x6	70x6	70x6	70x6
	Round	11	11	13	13	13
N.W./G.W.(kg)		12/16	14/18	18/25	23/30	28/35
Shipping Size (mm)		33x15x33	33x15x33	50x15x44	74x15x44	74x15x44
Loading Q'ty of 20'CY		720	720	415	216	216

Features:

- * For shearing metal plates, bars, flat steel.
- * Hardened high grade carbon steel blade.
- * Rigid steel frame.
- * Easy mount to work bench or table top.
- * Easy to replace blade.

MANUAL SHEAR

Order No.	Capacity			N.W./ G.W. (kg)	Shipping Size (cm)	Loading Qty of 20FT Container Load
	Round steel(mm)	Flat steel(mm)	Square steel(mm)			
840-0061	20mm	30x8mm	18x18	14/19	40x23x36	840
840-0062	24mm	35x12mm	20x20	23/28	42x24x39	585
840-0063	28mm	40x12	24x24	34/39	46x28x43	480
840-0064	32mm	40x14	28x28	48/52	51x28x43	440

**840-0065
840-0066 PLATE AND ROUND STEEL SHEAR**

Features:

- * Rigid versatile cutter for sheet metals, flat steel, round bars, square bars, angle steel bars and T-beam steel.
- * Adjustable height hold-down.



840-0065



840-0061
840-0062
840-0063
840-0064

Order No.	840-0065	840-0066
Capacity	Round Steel	22mm
	Square Steel	--
	Flat Steel	100x10mm
	Angle Steel	60x7mm
	T-Steel	60x7mm
	Steel Plate	10mm
Weight	42kg	98kg
Packing Dimension(cm)	Machine:68x31x56 Handle: 125x17x5	Machine:97x39x65 Handle: 175x27x13



840-0066

DRILL PRESS



Order No.: 800-1201

- *Motor: 230V, 50Hz, 350W
- *Max. drilling capacity: Ø13mm
- *Spindle travel: 50mm
- *Spindle diameter: MT2
- *Column diameter: Ø50mm
- *Spindle speed: 5 speeds:
580-2650 T/min
- *Max. distance from spindle axis to column surface: 102mm
- *Max. distance from spindle end to table surface: 250mm
- *Table size: 152×170mm
- *Table size with extension: 192(max 271mm)×170mm
- *Base size: 320×190mm
- *Overall size: 410×240×650mm
- *Packing size: 577×377×260mm
- *Weight: 28/26kg



Order No.: 800-1202

- *Motor: 230V, 50Hz, 500W
- *Max. drilling capacity: Ø16mm
- *Spindle travel: 65mm
- *Spindle diameter: MT2
- *Column diameter: Ø60mm
- *Spindle speed: 12 speeds:
425-2545 T/min
- *Max. distance from spindle axis to column surface: 126mm
- *Max. distance from spindle end to table surface: 355mm
- *Max. distance from spindle end to base surface: 465mm
- *Table size: 200×200mm
- *Table size with extension: 240(max 330mm)×200mm
- *Base size: 380×250mm
- *Overall size: 520×300×850mm
- *Packing size: 712×430×315mm
- *Weight: 43/40kg



Order No.: 800-1203

- *Motor: 230V, 50Hz, 350W
- *Max. drilling capacity: Ø13mm
- *Spindle travel: 50mm
- *Spindle diameter: MT2
- *Column diameter: Ø46mm
- *Spindle speed: 5 speeds:
580-2650 T/min
- *Max. distance from spindle axis to column surface: 104mm
- *Max. distance from spindle end to table surface: 200mm
- *Max. distance from spindle end to base surface: 290mm
- *Table size: 160×160mm
- *Base size: 314×200mm
- *Overall size: 355×225×580mm
- *Packing size: 400×335×225mm
- *Weight: 20/17kg



Order No.: 800-1204

- *Motor: 120V, 60Hz, 2.5A
- *Max. drilling capacity: Ø13mm
- *Spindle travel: 50mm
- *Spindle diameter: MT2
- *Column diameter: Ø46mm
- *Spindle speed: 5 speeds:
760-3070 T/min
- *Max. distance from spindle axis to column surface: 104mm
- *Max. distance from spindle end to table surface: 200mm
- *Max. distance from spindle end to base surface: 290mm
- *Table size: 160×160mm
- *Base size: 314×200mm
- *Overall size: 445×225×595mm
- *Packing size: 465×350×265mm (polyfoam reinforcement)
- *Weight: 21/20kg



Order No.: 800-1205

- *Motor: 230V, 50Hz, 500W
- *Max. drilling capacity: Ø16mm
- *Spindle travel: 50mm
- *Spindle diameter: MT2
- *Column diameter: Ø46mm
- *Spindle speed: 9 speeds
280-2350 T/min
- *Max. distance from spindle axis to column surface: 115mm
- *Max. distance from spindle end to table surface: 270mm
- *Max. distance from spindle end to base surface: 330mm
- *Table diameter: 170×170mm
- *Base size: 320×198mm
- *Overall size: 490×220×610mm
- *Packing size: 455×340×225mm (cardboard reinforcement)
- *Weight: 56/53kg



Order No.: 800-1206

- *Motor: 230V, 50Hz, 450W
- *Max. drilling capacity: Ø16mm
- *Spindle travel: 60mm
- *Spindle diameter: MT2
- *Column diameter: Ø60mm
- *Spindle speed: 12 speeds:
230-2400 T/min
- *Max. distance from spindle axis to column surface: 126mm
- *Max. distance from spindle end to table surface: 350mm
- *Max. distance from spindle end to base surface: 524mm
- *Table size: 200×195mm
- *Base size: 355×235mm
- *Overall size: 530×300×820mm
- *Packing size: 765×435×195mm (polyfoam reinforcement)
- *Weight: 40/38kg



Order No.: 800-1207

- *Motor: 230V, 50Hz, 450W
- *Max. drilling capacity: Ø16mm
- *Spindle travel: 80mm
- *Spindle diameter: MT2
- *Column diameter: Ø70mm
- *Spindle speed: 12 speeds
220-2500 T/min
- *Max. distance from spindle axis to column surface: 169mm
- *Max. distance from spindle end to table surface: 390mm
- *Max. distance from spindle end to base surface: 640mm
- *Table diameter: Ø290mm
- *Base size: 250×434mm
- *Overall size: 600×350×990mm
- *Packing size: 800×490×275mm
- *Weight: 56/53kg



Order No.: 800-1208

- *Motor: 230V, 50Hz, 450W
- *Max. drilling capacity: Ø16mm
- *Spindle travel: 80mm
- *Spindle diameter: MT2
- *Column diameter: Ø70mm
- *Spindle speed: 12 speeds
220-2500 T/min
- *Max. distance from spindle axis to column surface: 169mm
- *Max. distance from spindle end to table surface: 780mm
- *Max. distance from spindle end to base surface: 1210mm
- *Table diameter: Ø290mm
- *Base size: 273×456mm
- *Overall size: 600×350×1570mm
- *Packing size: 1145×465×270mm
- *Weight: 63/60kg



Order No.: 800-1209

- *Motor: 230V, 50Hz, 450W
- *Max. drilling capacity: Ø20mm
- *Spindle travel: 80mm
- *Spindle diameter: MT2
- *Column diameter: Ø80mm
- *Spindle speed: 12 speeds
200-2600 T/min
- *Max. distance from spindle axis to column surface: 190mm
- *Max. distance from spindle end to table surface: 730mm
- *Max. distance from spindle end to base surface: 1220mm
- *Table diameter: 300×300mm
- *Base size: 500×300mm
- *Overall size: 700×350×1610mm
- *Packing size: 1215×475×275mm
- *Weight: 81/78kg



Order No.: 800-1210

- *Motor: 230V, 50Hz, 750W
- *Max. drilling capacity: Ø25mm
- *Spindle travel: 100mm
- *Spindle diameter: MT3
- *Column diameter: Ø80mm
- *Spindle speed: 12 speeds
200-2600 T/min
- *Max. distance from spindle axis to column surface: 215mm
- *Max. distance from spindle end to table surface: 725mm
- *Max. distance from spindle end to base surface: 1240mm
- *Table diameter: 330×330mm
- *Base size: 560×340mm
- *Overall size: 755×355×1665mm
- *Packing size: 1335×555×310mm
- *Weight: 102/98kg



Order No.: 800-1211

- *Motor: 230V, 50Hz, 1100W
- *Max. drilling capacity: Ø32mm
- *Spindle travel: 120mm
- *Spindle diameter: MT4
- *Column diameter: Ø92mm
- *Spindle speed: 9 speeds
150-2020 T/min
- *Max. distance from spindle axis to column surface: 226mm
- *Max. distance from spindle end to table surface: 590mm
- *Max. distance from spindle end to base surface: 1177mm
- *Table diameter: 364×364mm
- *Base size: 625×372mm
- *Overall size: 750×360×1710mm
- *Packing size: 1435×635×330mm
- *Weight: 140/135kg



Order No.: 800-1212

- *Motor: 230V, 50Hz, 1500W
- *Max. drilling capacity: Ø32mm
- *Spindle travel: 120mm
- *Spindle diameter: MT4
- *Column diameter: Ø92mm
- *Spindle speed: 12 speeds
200-2600 T/min
- *Max. distance from spindle axis to column surface: 250mm
- *Max. distance from spindle end to table surface: 655mm
- *Max. distance from spindle end to base surface: 1175mm
- *Table diameter: 425×475mm
- *Base size: 575×450mm
- *Overall size: 795×450×1715mm
- *Packing size: 1445×660×335mm
- *Weight: 145/140kg



Angle grinder Order No.: 800-0700

Features:

1. Input power: 5A/650W
2. Speed 4000-11000rpm
3. Disc size: 100mm
4. Spiindle thread: M14
5. 3-Position Auxiliary Handle
6. Spindle lock
7. Variable speed
8. Accessoires: 1pcs wrench, 1pc hex wrench, 1pc side handle, 2pcs carbon brushes.



Angle grinder Order No.: 800-0701

Features:

1. 4.5A/500W Powerful Motor
2. 3-Position Auxilary Handle
3. Side switch
4. Spindle lock
5. Accessoires: 1pc wrench, 1pc side handle, 2pcs carbon brushes



Angle grinder Order No.: 800-0702

Features:

1. 7A/850W Powerful Motor
2. 3-Position Auxiliary Handle
3. Top side switch
4. Spindle lock
5. Soft grip handle
6. Accessoires: 1pc wrench, 1pc side handle, 2pcs carbon brushes



Angle grinder Order No.: 800-0703

Features:

1. 5A/6000W Powerful Motor
2. 3-Position Auxiliary Handle
3. Top side switch
4. Spindle lock
5. Soft grip handle
6. Accessoires: 1pc wrench, 1pc side handle, 2pcs carbon brushes



Angle grinder Order No.: 800-0704

Features:

1. Voltage: 230V/120V
2. Frequency: 50/60HZ
3. Input power: 600W
4. No load speed: 4000-11000rpm
5. Diameter: 115mm



Angle grinder Order No.: 800-0705

Features:

1. Voltage: 230V/120V
2. Frequency: 50/60HZ
3. Input power: 750W
4. No load speed: 4000-11000rpm
5. Diameter: 115mm



Angle grinder Order No.: 800-0706

Features:

1. Input power: 6.5A/850W
2. Speed 4000-11000rpm
3. Disc size: 115mm
4. Spindle thread: M14
5. 3-Position Auxiliary Handle
6. Spindle lock
7. Soft grip handle
8. Variable speed
9. Accessoires: 1pcs wrench, 1pc hex wrench, 1pc side handle, 2pcs carbon brushes.



Angle grinder Order No.: 800-0707

Features:

1. Input power: 7A/960W
2. 3-Position Auxiliary Handle
3. Spindle lock
4. Soft grip handle
5. Accessoires: 1pcs wrench, 1pc hex wrench, 1pc side handle, 2pcs carbon brushes.



Angle grinder Order No.: 800-0708

Features:

1. Input power: 9A/1150W
2. 3-Position Auxiliary Handle
3. Spindle lock
4. Soft grip handle
5. Accessoires: 1pcs wrench, 1pc hex wrench, 1pc side handle, 2pcs carbon brushes.



Angle grinder Order No.: 800-0709

Features:

1. Input power: 9A/1150W
2. 3-Position Auxiliary Handle
3. Variable speed function
3. Spindle lock
4. Soft grip handle
5. Accessoires: 1pcs wrench, 1pc hex wrench, 1pc side handle, 2pcs carbon brushes.



Angle grinder Order No.: 800-0710

Features:

1. Input power: 9A/1150W
2. 3-Position Auxiliary Handle
3. Spindle lock
4. Soft grip handle
5. Accessoires: 1pcs wrench, 1pc hex wrench, 1pc side handle, 2pcs carbon brushes.



Angle grinder Order No.: 800-0711

Features:

1. Input power: 9A/1150W
2. 3-Position Auxiliary Handle
3. Spindle lock
4. Soft grip handle
5. Accessoires: 1pcs wrench, 1pc hex wrench, 1pc side handle, 2pcs carbon brushes



Angle grinder Order No.: 800-0712

Features:

1. Input power: 15A/1350W/1600W
2. Speed: 6000rpm
3. Disc size: 230mm
4. Spindle thread: M14
5. 3-Position Auxiliary Handle
6. Spindle lock
7. High efficiency and increased torque
7. Soft start function
8. Safety switch
9. Accessoires: 1pcs wrench, 1pc hex wrench, 1pc side handle, 2pcs carbon brushes.
10. Display: Brusher extinc display



Angle grinder Order No.: 800-0713

Features:

1. Input power: 15A/2350W
2. 3-Position Auxiliary Handle
3. Rotary Handle
4. Spindle lock
5. Soft start function
6. Heavy duty
7. Accessoires: 1pcs wrench, 1pc hex wrench, 1pc side handle, 2pcs carbon brushes



Angle grinder Order No.: 800-0714

Features:

1. Input power: 15A/2350W
2. 3-Position Auxiliary Handle
3. Rotary Handle
4. Spindle lock
5. Soft start function
6. Heavy duty
7. Accessoires: 1pcs wrench, 1pc hex wrench, 1pc side handle, 2pcs carbon brushes.



Angle grinder Order No.: 800-0715

Features:

1. Input power: 15A/2350W
2. 3-Position Auxiliary Handle
3. Soft grip Handle
4. Spindle lock
5. Soft start function
6. Heavy duty
7. Accessoires: 1pcs wrench, 1pc hex wrench, 1pc side handle, 2pcs carbon brushes.



Angle grinder Order No.: 800-0716

Features:

1. Input power: 15A/2350W
2. 3-Position Auxiliary Handle
3. Soft grip Handle
4. Spindle lock
5. Soft start function
6. Heavy duty
7. Accessoires: 1pcs wrench, 1pc hex wrench, 1pc side handle, 2pcs carbon brushes.



Angle grinder Order No.: 800-0717

Features:

1. Input power: 15A/2350W
2. 3-Position Auxiliary Handle
3. Soft grip Handle
4. Spindle lock
5. Soft start function
6. Heavy duty
7. Accessoires: 1pcs wrench, 1pc hex wrench, 1pc side handle, 2pcs carbon brushes.



Angle grinder Order No.: 800-0718

Features:

1. Input power: 15A/2350W
2. 3-Position Auxiliary Handle
3. Soft grip Handle
4. Spindle lock
5. Soft start function
6. Heavy duty
7. Accessoires: 1pcs wrench, 1pc hex wrench, 1pc side handle, 2pcs carbon brushes.



Angel grinder Order No.: 800-0719

Features:

1. Input power: 15A/2100W
2. 3-Position Auxiliary Handle
3. Soft grip Handle
4. Spindle lock
5. Soft start function
6. The latest designer: Cord Guard
6. Heavy duty
7. Accessoires: 1pcs wrench, 1pc hex wrench, 1pc side handle, 2pcs carbon brushes.



Angle grinder Order No.: 800-0720

Features:

1. Input power: 15A/2100W
2. 3-Position Auxiliary Handle
3. Soft grip Handle
4. Spindle lock
5. Soft start function
6. The latest designer: Cord Guard
6. Heavy duty
7. Accessoires: 1pcs wrench, 1pc hex wrench, 1pc side handle, 2pcs carbon brushes.



Angle grinder Order No.: 800-0721

Features:

1. Input power: 15A/2000W
2. 3-Position Auxiliary Handle
3. Spindle lock
4. Heavy duty
5. Accessoires: 1pcs wrench, 1pc hex wrench, 1pc side handle, 2pcs carbon brushes.



Angle grinder Order No.: 800-0722

Features:

1. Input power: 15A/2000W
2. 3-Position Auxiliary Handle
3. Soft grip handle
4. Soft start function
5. Spindle lock
6. Heavy duty
7. Accessoires: 1pcs wrench, 1pc hex wrench, 1pc side handle, 2pcs carbon brushes.



Angle grinder Order No.: 800-0723

Features:

1. Input power: 15A/2000W
2. 3-Position Auxiliary Handle
3. Soft grip handle
4. Soft start function
5. Spindle lock
6. Heavy duty
7. Accessoires: 1pcs wrench, 1pc hex wrench, 1pc side handle, 2pcs carbon brushes.

Angle grinder Order No.: 800-0724



Features:

1. Input power: 15A/2550W/2100W
2. Speed: 6000rpm
3. Disc size: 230mm
4. Spindle thread: M14
5. 3-Position Auxiliary Handle
6. Spindle lock
7. High efficiency and increased torque
8. Soft start function
9. Safety switch
10. Accessoires: 1pcs wrench, 1pc hex wrench, 1pc side handle, 2pcs carbon brushes.

Angle grinder Order No.: 800-0725



Features:

1. Input power: 15A/2550W/2100W
2. Speed: 6000rpm
3. Disc size: 230mm
4. Spindle thread: M14
5. 3-Position Auxiliary Handle
6. Spindle lock
7. High efficiency and increased torque
8. Soft start function
9. Safety switch
10. Accessoires: 1pcs wrench, 1pc hex wrench, 1pc side handle, 2pcs carbon brushes.
11. Display: Brusher extinc display

Impact drill Order No: 800-0726



Features:

1. Input power: 4.5A/500W
2. Max. drilling capacity: Concrete: 10mm
Steel: 6mm
Wood: 20mm
3. Variable speed with reversible 10mm key chuck
4. Accessories: 1pc chuck key, 2pcs carbon brushes.

Impact drill Order No: 800-0727



Features:

1. Input power: 4A/450W
2. Max. drilling capacity: Concrete: 10mm
Steel: 6mm
Wood: 20mm
3. Variable speed with reversible 10mm key chuck
4. Accessories: 1pc chuck key, 2pcs carbon brushes.



Impact drill Order No: 800-0728

Features:

1. Input power: 4A/500W
2. Max. drilling capacity: Concrete: 13mm
Steel: 10mm
Wood: 25mm
3. Variable speed with reversible 13mm key chuck
4. Side handle with Depth gauge.
5. Accessories: 1pc chuck key, 2pcs carbon brushes, 1pc side handle, 1pc depth gauge.



Impact drill Order No: 800-0729

Features:

1. Input power: 4.5A/550W
2. Max. drilling capacity: Concrete: 13mm
Steel: 10mm
Wood: 25mm
3. Variable speed with reversible 13mm key chuck
4. Side handle with Depth gauge.
5. Accessories: 1pc chuck key, 2pcs carbon brushes, 1pc side handle, 1pc depth gauge.



Impact drill Order No: 800-0730

Features:

1. Input power: 4.5A/550W
2. Max. drilling capacity: Concrete: 13mm
Steel: 10mm
Wood: 25mm
3. Soft grip handle.
4. Variable speed with reversible 13mm key chuck
5. Two colored side handle with Depth gauge.
6. Accessories: 1pc chuck key, 2pcs carbon brushes, 1pc side handle, 1pc depth gauge.



Impact drill Order No: 800-0731

Features:

1. Input power: 4.5A/550W
2. Max. drilling capacity: Concrete: 13mm
Steel: 10mm
Wood: 25mm
3. Variable speed with reversible 16mm key chuck
4. Side handle with Depth gauge.
5. Accessories: 1pc chuck key, 2pcs carbon brushes, 1pc side handle, 1pc depth gauge



Impact drill Order No: 800-0732

Features:

1. Input power: 6.5A/850W
2. Max. drilling capacity: Concrete: 13mm
Steel: 10mm
Wood: 25mm
3. Variable speed with reversible 16mm key chuck
4. Side handle with Depth gauge.
5. Accessories: 1pc chuck key, 2pcs carbon brushes, 1pc side handle, 1pc depth gauge



Impact drill Order No: 800-0733

Features:

1. Input power: 5A/600W
2. Max. drilling capacity: Concrete: 13mm
Steel: 10mm
Wood: 25mm
3. Variable speed with reversible 13mm key chuck
4. Side handle with Depth gauge.
5. Accessories: 1pc chuck key, 2pcs carbon brushes, 1pc side handle, 1pc depth gauge.



Impact drill Order No: 800-0734

Features:

1. Input power: 9A/1100W
2. Max. drilling capacity: Concrete: 13mm
Steel: 10mm
Wood: 25mm
3. Electronic speed controller & reversible 360 degree rotary auxiliary handle.
4. Soft grip handle & side handle.
5. Drill & hammer function.
6. Switch with lock-on button.
7. Heavy duty.
8. Accessories: 1pc chuck key, 2pcs carbon brushes, 1pc side handle, 1pc depth gauge.



Impact drill Order No: 800-0735

Features:

1. Input power: 4.5A/500W
2. Max. drilling capacity: Concrete: 13mm
Steel: 10mm
Wood: 25mm
3. Variable speed with reversible 13mm key chuck
4. Soft grip handle
5. Side handle with Depth gauge.
6. Accessories: 1pc chuck key, 2pcs carbon brushes, 1pc side handle, 1pc depth gauge.



Impact drill Order No: 800-0736

Features:

1. Rated Volted: 230/120V
2. Rated Frequency: 50/60HZ
3. Rated input power: 650/710W
4. No load speed: 0-2800/min
5. Max drilling dia: 13mm



Impact drill Order No: 800-0737

Features:

1. Rated Volted: 230/120V
2. Rated Frequency: 50/60HZ
3. Rated input power: 850W
4. No load speed: 0-2800/min
5. Max drilling dia: 13mm



Impact drill Order No: 800-0738

Features:

1. Rated Volted: 230/120V
2. Rated Frequency: 50/60HZ
3. Rated input power: 1050W
4. No load spped: 0-800/min/0-2000/min
5. Max drilling dia: 13mm



Impact drill Order No: 800-0739

Features:

1. Input power: 9A/1100W
2. Max. drilling capacity: Concrete: 16mm
Steel: 13mm
Wood: 30mm
3. Electronic speed controller and reversible, Machine activator 16mm key chuck
4. Soft grip handle
5. Two colour side handle with depth guage.
6. Accessories: 1pc chuck key, 2pcs carbon brushes, 1pc side handle, 1pc depth guage.



Impact drill Order No: 800-0740

Features:

1. Input power: 9A/1100W
2. Max. drilling capacity: Concrete: 16mm
Steel: 13mm
Wood: 30mm
3. Electronic speed controller and reversible, Machine activator 16mm key chuck
4. Soft grip handle
5. Two colour side handle with depth guage.
6. Accessories: 1pc chuck key, 2pcs carbon brushes, 1pc side handle, 1pc depth guage.



Polisher Order No: 800-0741

Features:

1. 9.5A/1200W Powerful Motor
2. 3-Position Auxiliary Handle
3. Spindle Lock
4. Safety Switch
5. Bosch Popular Model Design
6. Heavy Duty
7. Accessories:1pc Rubber Disc, 1pc Polishing Disc,1pc Side Handle,1pc Wench,2pcs Carbon Brushes



Polisher Order No: 800-0742

Features:

1. 1600W Powerful Motor
2. 3-Position Auxiliary Handle
3. Spindle Lock
4. Safety Switch
5. Bosch Popular Model Design
6. Heavy Duty
7. Accessories:1pc Rubber Disc, 1pc Polishing Disc,1pc Side Handle,1pc Wench,2pcs Carbon Brushes



Circular saw Order No.: 800-0743

Features:

1. Powerful 9A/1050W high performance for cutting operation
2. Safety switch
3. Front and Rear Assist Handle are Ergonomically Designed for Maximum Control.
4. Bevel Adjustment Allows for Accurate 0-45 Degree Angled Cuts
5. Calibrated Depth Adjustment Allows for Accurate Cuts
6. 1pc 24 Tooth Alloy Blade Provides Smooth and Fast Cutting Ideal for Tough, Everyday Jobs
7. Accessories: 1pc wrench, 1pc saw blade, 2pcs carbon brushes and manual instruction
8. Double insulated
9. Capacity: at 90 degree 65mm, at 45 degree 43mm



Circular saw Order No.: 800-0744

Features:

1. 10A/1200W Powerful Motor 12A/1450W Powerful Motor
2. Soft grip handle
3. Front handle for extra cutting control
4. Parallel guide for straight cutting
5. Lock off switch for safety improved
6. Dust extraction
7. Coloured box packing with 1pc saw blade.
8. Iron base and aluminium head cover
9. Single speed
10. Capacity: at 90 degree 65mm, at 45 degree 43mm



Circular saw Order No.: 800-0745

Features:

1. Rated voltage: 230V/120V
2. Rated frequency: 50HZ/60HZ
3. Rated input power: 1300W
4. No load speed: 5000/min
5. Cutting capacity wood: at 90 degree 65mm, at 45 degree 43mm
6. Laser



Jig Saw Order No.: 800-0746

Features:

1. 500W powerful motor
2. Laser
3. Quicker saw blade change
4. Blade storage
5. Variable speed electronics for variety of materials
6. On-board blade storage compartment provides easy access to extra blades.



Jig Saw Order No.: 800-0747

Features:

1. 500W powerful motor
2. Laser
3. Quicker saw blade change
4. Blade storage
5. Variable speed electronics for variety of materials
6. On-board blade storage compartment provides easy access to extra blades.